

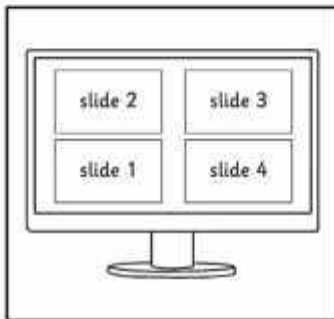
Presentation Skills

Type your aims and success criteria here.

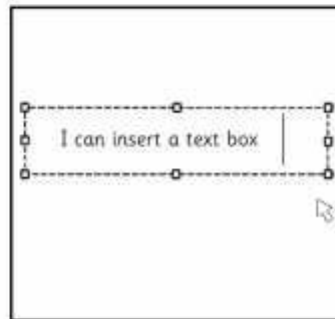


Your child has been learning how to make presentations on the computer. Presentations can be made in different applications. Among the main ones are Microsoft PowerPoint, Apple Keynote, Google Slides (free with a gmail address) and Apache OpenOffice Impress (free).

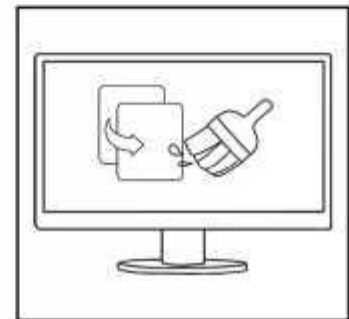
The Presentation skills your child has been learning are:



I can add new slides and change the layout.



I can add and format text boxes.



I can add and format images.

If your child is unable to use a computer to make a presentation, they can make one using paper, using a piece of paper for each slide. Here is a suggested task that will help reinforce this learning:

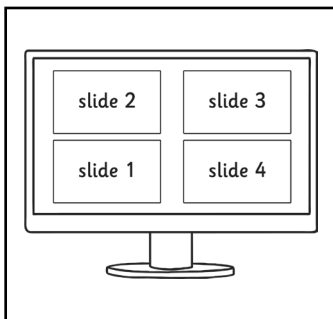
1. Using some pictures or your own drawings, create a presentation about your family.
2. For each member of the family you include, use one slide, and write something about them.

Presentation Skills

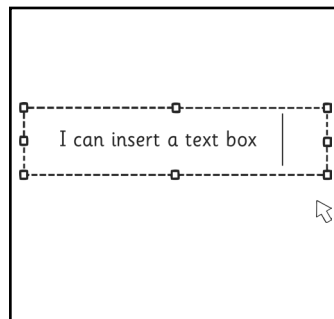


Your child has been learning how to make presentations on the computer. Presentations can be made in different applications. Among the main ones are Microsoft PowerPoint, Apple Keynote, Google Slides (free with a gmail address) and Apache OpenOffice Impress (free).


The Presentation skills your child has been learning are:



I can add new slides and change the layout.



I can add and format text boxes.



I can add and format images.

If your child is unable to use a computer to make a presentation, they can make one using paper, using a piece of paper for each slide. Here is a suggested task that will help reinforce this learning:

1. Using some pictures or your own drawings, create a presentation about your family.
2. For each member of the family you include, use one slide, and write something about them.

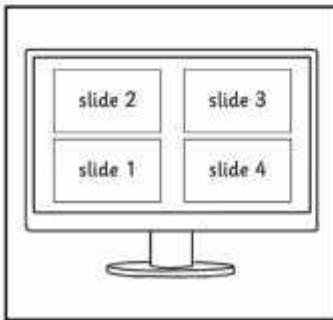
Presentation Skills

Type your aims and success criteria here.

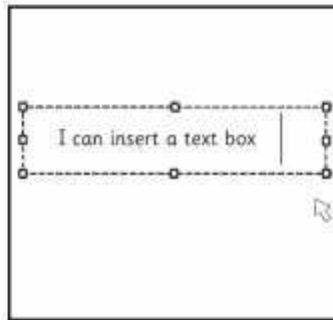


Your child has been learning how to make presentations on the computer. Presentations can be made in different applications. Among the main ones are Microsoft PowerPoint, Apple Keynote, Google Slides (free with a gmail address) and Apache OpenOffice Impress (free).

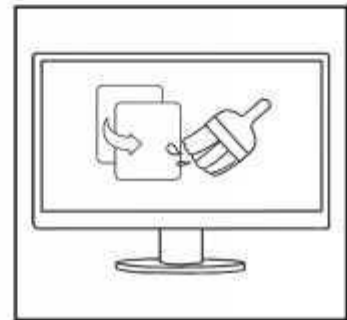
The Presentation skills your child has been learning are:



I can add new slides and change the layout.



I can add and format text boxes.



I can add and format images.

If your child is unable to use a computer to make a presentation, they can make one using paper, using a piece of paper for each slide. Here is a suggested task that will help reinforce this learning:

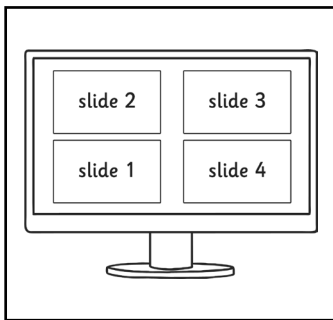
1. Choose an animal.
2. Find out about the animal: where it lives, what it eats, what dangers there are.
3. Make a presentation using text and images found online.
4. Present your presentation to a family member or friend.

Presentation Skills

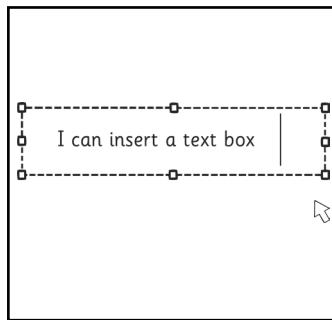


Your child has been learning how to make presentations on the computer. Presentations can be made in different applications. Among the main ones are Microsoft PowerPoint, Apple Keynote, Google Slides (free with a gmail address) and Apache OpenOffice Impress (free).


The Presentation skills your child has been learning are:



I can add new slides and change the layout.



I can add and format text boxes.



I can add and format images.

If your child is unable to use a computer to make a presentation, they can make one using paper, using a piece of paper for each slide. Here is a suggested task that will help reinforce this learning:

1. Choose an animal.
2. Find out about the animal: where it lives, what it eats, what dangers there are.
3. Make a presentation using text and images found online.
4. Present your presentation to a family member or friend.